NG | PERFORMA20



NG | KUTAHYA

NG | PERFORMA20

NG | KUTAHYA

Index

6 ***Products***
Belize
Bristol
Falona
Fooria
Infinity
Jura
Kandala
Kansas
Leonardo
London
Luton
Nuova
Octavia
Padova
Raptura
Solace
Terra Stone
Tortuga
Vista

66 ***Advantages of NG Performa20***
Why NG Performa20?
NG Performa20 Where is it Used?

70 ***Installation Systems***
Dry Installation on Grass
Dry Installation on Gravel
Dry Installation on Sand
Raised Floor Application
Mortar Installation

NG Kütahya Seramik

About

Founded in 1989, NG Kütahya Seramik is among the global players of the porcelain ceramic industry, with 37 years of expertise, more than 400,000 m^2 of enclosed production area, and an annual production capacity of 85 million m^2 within a single integrated manufacturing complex. With its innovation-, design-, and sustainability-driven approach, the company continues to evolve and further strengthens its solid position in international markets.

NG Kütahya Seramik is part of an entrepreneurial heritage rooted in more than sixty years of experience and in a culture built around manufacturing expertise, innovation and a long-term vision. A legacy developed over time by the Güral family through activities spanning industry, porcelain and hospitality, all united by a constant commitment to quality, design and service excellence. Expanding through a wide range of sizes, surfaces, and design alternatives, the product portfolio delivers modern and flexible solutions for architectural projects. Supported by a network of over 300 business partners across Türkiye and an export reach spanning more than 80 countries, the brand continues to enhance its global footprint.

Our environmentally friendly products, certified with EPD and GREENGUARD, are complemented by NSF-certified solutions developed in line with our commitment to hygiene and human health.

Today, NG Kütahya Seramik is preferred in projects across both Türkiye and international markets, positioning the brand as one of the strong global representatives of the porcelain ceramic industry.

NG | KÜTAHYA




NG KUTAHYA
NG KUTAHYA



Sustainability in NG Kütahya Seramik



Guided by our respect for the environment and the value we place on people, we approach sustainability through a holistic perspective encompassing environmental, social, and economic dimensions, and integrate our responsibility toward the future into all our business processes.

Within the scope of our sustainable energy investments, we support our production with our own resources through rooftop Solar Power Plant (SPP) facilities with a total installed capacity of 25 MW, while reducing the environmental impact arising from our energy consumption. Through these investments, we aim to significantly lower our carbon footprint and continue our efforts without interruption toward a cleaner future.

NG | KUTAHYA

BELIZE





55018485R

Belize Light Gray 20 mm R11 Rectified

FACE	V	PEI	R		
9	2	4	11	CB	❄



55018484R

Belize Ivory 20 mm R11 Rectified

FACE	V	PEI	R		
9	2	4	11	CB	❄

BRISTOL





55018486R

Bristol Bone 20 mm R11 Rectified

FACE	V	PEI	R		
6	2	4	11	CB	❄



55018487R

Bristol Gray 20 mm R11 Rectified

FACE	V	PEI	R		
6	2	3	11	CB	❄

FALONA





55030160R

Falona Gray 20 mm R11 Rectified

FACE	V	PEI	R		
6	3	4	11	CB	❄



55030161R

Falona Mist 20 mm R11 Rectified

FACE	V	PEI	R		
7	3	4	11	CB	❄

FOORIA







55030142R

Fooria Anthracite 20 mm R11 Rectified

FACE	V	PEI	R		
10	3	3	11	CB	❄





55030141R

Fooria Beige 20 mm R11 Rectified

FACE	V	PEI	R		
9	3	4	11	CB	❄

FOORIA

NG | PERFORMA20

60 × 90 cm

55030140R

Fooria White 20 mm R11 Rectified

FACE 9 | V 3 | PEI 4 | R 11 | CB



FOORIA



INFINITY



60 x 120 cm

80 x 80 cm



55015208R

Infinity White 20 mm R11 Rectified

Other size options

80×80 | *55014207R Infinity White 20 mm R11 Rectified*

FACE	V	PEI	R	
9	2	4	11	CB



55015281R

Infinity Gray 20 mm R11 Rectified

Other size options

80×80 | *55014208R Infinity Gray 20 mm R11 Rectified*

FACE	V	PEI	R	
9	2	4	11	CB

INFINITY

NG | PERFORMA20

60 × 120 cm | 80 × 80 cm





55015274R

Infinity Marfil 20 mm R11 Rectified

Other size options

[**80×80**] *55014209R Infinity Marfil 20 mm R11 Rectified*

FACE	V	PEI	R	CB	
9	2	4	11		❄



INFINITY



JURA





55018222R

Jura Anthracite 20 mm R11 Rectified

FACE	V	PEI	R		
9	2	4	11	CB	❄



55018220R

Jura Bone 20 mm R11 Rectified

FACE	V	PEI	R		
9	2	4	11	CB	❄

JURA

NG | PERFORMA20

60 × 60 cm





55018221R

Jura Gray 20 mm R11 Rectified

FACE	V	PEI	R	CB	
9	2	4	11		❄



JURA



KANDALA



KANDALA

NG | PERFORMA20

60 × 90 cm





55018183R

Kandala Gray 20 mm R11 Rectified

FACE 16 | V 3 | PEI 3 | R 11 | CB



KANSAS



KANSAS

NG | PERFORMA20

60 90 ×cm 60 60 ×cm



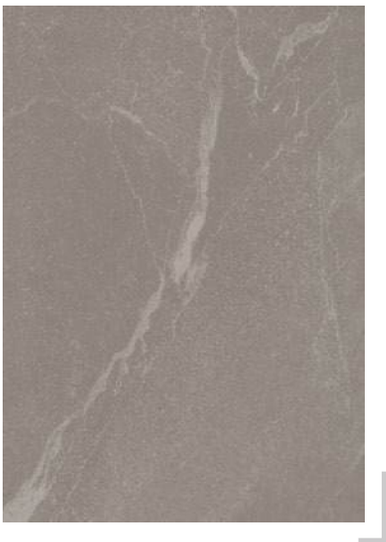

55018280R

Kansas Anthracite 20 mm R11 Rectified

Other size options

60×60 | *55018281R Kansas Anthracite 20 mm R11 Rectified*

FACE	V	PEI	R	
14	2	3	11	CB





55018276R

Kansas Beige 20 mm R11 Rectified

Other size options

60×60 | *55018277R Kansas Beige 20 mm R11 Rectified*

FACE	V	PEI	R	
14	2	4	11	CB

KANSAS

NG | PERFORMA20

60 90 ×cm 60 60 ×cm



55018273R

Kansas White 20 mm R11 Rectified

Other size options

60×60 *55018274R Kansas White 20 mm R11 Rectified*

FACE	V	PEI	R	
14	2	4	11	CB



55018278R

Kansas Gray 20 mm R11 Rectified

Other size options

60×60 *55018279R Kansas Gray 20 mm R11 Rectified*

FACE	V	PEI	R	
12	2	4	11	CB

KANSAS



LEONARDO







55018110R

Leonardo Anthracite 20 mm R11 Rectified

Other size options

60×60 | *55020178R Leonardo Anthracite 20 mm R11 Rectified*

FACE 8 | V 2 | PEI 3 | R 11 | CB





55018111R

Leonardo Bone 20 mm R11 Rectified

Other size options

60×60 | *55020179R Leonardo Bone 20 mm R11 Rectified*

FACE 8 | V 2 | PEI 4 | R 11 | CB

LEONARDO

NG | PERFORMA20

60 90 ×cm 60 60 ×cm





55017880R

Leonardo Gray 20 mm R11 Rectified

Other size options

60×60 | *55018578R Leonardo Gray 20 mm R11 Rectified*

FACE	V	PEI	R		
8	2	4	11	CB	❄





55020181R

Leonardo Sand 20 mm R11 Rectified

Other size options

60×60 | *55020180R Leonardo Sand 20 mm R11 Rectified*

FACE	V	PEI	R		
8	2	4	11	CB	❄

LEONARDO



LONDON



LONDON

NG | PERFORMA20

60 90 ×cm 60 60 ×cm





55017737R

London Anthracite 20 mm R11 Rectified

Other size options

60×60 | *55017736R London Anthracite 20 mm R11 Rectified*

FACE	V	PEI	R		
10	2	3	11	CB	❄





55018244R

London White 20 mm R11 Rectified

Other size options

60×60 | *55018224R London White 20 mm R11 Rectified*

FACE	V	PEI	R		
10	2	4	11	CB	❄

LONDON

NG | PERFORMA20

60 90 ×cm 60 60 ×cm





55017738R

London Gray 20 mm R11 Rectified

Other size options

[***60×60***] *55014213R London Gray 20 mm R11 Rectified*

FACE	V	PEI	R	CB	
10	2	4	11		



LONDON



LUTON



LUTON

60 × 90 cm | 60 × 60 cm





55018625R

Luton Anthracite 20 mm R11 Rectified

FACE	V	PEI	R		
10	2	4	11	CB	❄





55017868R

Luton Beige 20 mm R11 Rectified

Other size options

[**60×60**] *55018805R Luton Beige 20 mm R11 Rectified*

FACE	V	PEI	R		
9	2	4	11	CB	❄

LUTON

NG | PERFORMA20

60 90 ×cm 60 60 ×cm





55017870R

Luton Dark Gray 20 mm R11 Rectified

Other size options

[***60×60***] *55018807R Luton Dark Gray 20 mm R11 Rectified*

FACE 9 | V 2 | PEI 4 | R 11 | CB





55018109R

Luton Light Gray 20 mm R11 Rectified

Other size options

[***60×60***] *55018806R Luton Light Gray 20 mm R11 Rectified*

FACE 10 | V 2 | PEI 4 | R 11 | CB

LUTON



NUOVA







55030382R

Nuova Anthracite 20 mm R11 Rectified

FACE 9 | V 2 | PEI 3 | R 11 | CB



55030381R

Nuova Beige 20 mm R11 Rectified

FACE 9 | V 2 | PEI 4 | R 11 | CB

NUOVA

NG | PERFORMA20

60 × 90 cm





55030380R

Nuova Gray 20 mm R11 Rectified

FACE 9 | V 2 | PEI 4 | R 11 | CB



NUOVA



OCTAVIA



OCTAVIA

NG | PERFORMA20

80 80 cm | 60 60 cm






55014211R

Octavia Bone 20 mm R11 Rectified

FACE	V	PEI
5	3	4
R	CB	❄
11		

Other size options

[**60×60**] *55017552R Octavia Bone 20 mm R11 Rectified*



PADOVA



PADOVA

NG | PERFORMA20

60 120 ×cm | 80 80 ×cm | 60 90 ×cm | 60 60 ×cm



55018482R

Padova Bone 20 mm R11 Rectified

Other size options

60×90	*55018472R Padova Bone 20 mm R11 Rectified*
60×60	*55018567R Padova Bone 20 mm R11 Rectified*
80×80	*55014204R Padova Bone 20 mm R11 Rectified*

FACE	V	PEI	R	
12	2	4	11	CB



55018480R

Padova Gray 20 mm R11 Rectified

Other size options

60×90	*55018471R Padova Gray 20 mm R11 Rectified*
60×60	*55018568R Padova Gray 20 mm R11 Rectified*
80×80	*55014205R Padova Gray 20 mm R11 Rectified*

FACE	V	PEI	R	
12	2	4	11	CB

PADOVA

NG | PERFORMA20

60 120 ×cm | 80 80 ×cm | 60 90 ×cm | 60 60 ×cm

55018483R

Padova White 20 mm R11 Rectified

Other size options

- ***60×90*** *55018473R Padova White 20 mm R11 Rectified*
- ***60×60*** *55018569R Padova White 20 mm R11 Rectified*
- ***80×80*** *55014206R Padova White 20 mm R11 Rectified*

FACE	V	PEI	R	CB	
12	2	4	11		❄



PADOVA



RAPTURA



RAPTURA

NG | PERFORMA20

60 90 cm



55017896R

Raptura Ivory 20 mm R11 Rectified

FACE 9 | V 3 | PEI 4 | R 11 | CB



55017826R

Raptura Gray 20 mm R11 Rectified

FACE 9 | V 3 | PEI 3 | R 11 | CB

SOLACE



SOLACE

NG | PERFORMA20

60 x 90 cm



55019098R

Solace Gris 20 mm R11 Rectified

FACE 9 | V 2 | PEI 3 | R 11 | CB



55019096R

Solace Ivory 20 mm R11 Rectified

FACE 9 | V 2 | PEI 4 | R 11 | CB

SOLACE

NG | PERFORMA20

60 × 90 cm

55019097R

Solace Pearl 20 mm R11 Rectified

FACE 9 | V 2 | PEI 4 | R 11 | CB



SOLACE



TERRA STONE



TERRA STONE

NG | PERFORMA20

60 x 60 cm





55014499R

Terra Stone Gray 20 mm R11 Rectified

FACE	V	PEI	R		
12	3	4	11	CB	❄




55014500R

Terra Stone Mocha 20 mm R11 Rectified

FACE	V	PEI	R		
2	3	4	11	CB	❄

TORTUGA





55017824R

Tortuga Anthracite 20 mm R11 Rectified

FACE	V	PEI	R		
6	2	3	11	CB	❄



55017825R

Tortuga Gray 20 mm R11 Rectified

FACE	V	PEI	R		
6	2	4	11	CB	❄

VISTA







55018259R

Vista Beige 20 mm R11 Rectified

Other size options

60×60 | *55014560R Vista Beige 20 mm R11 Rectified*

FACE	V	PEI	R		
8	2	4	11	CB	❄

55018257R

Vista Bone 20 mm R11 Rectified

Other size options

60×60 | *55014549R Vista Bone 20 mm R11 Rectified*

FACE	V	PEI	R		
8	2	4	11	CB	❄

VISTA

NG | PERFORMA20

60 90 ×cm 60 60 ×cm





55017846R

Vista Gray 20 mm R11 Rectified

Other size options

60×60 | *55014202R Vista Gray 20 mm R11 Rectified*

FACE 9 | V 2 | PEI 4 | R 11 | CB





55018502R

Vista Mink 20 mm R11 Rectified

FACE 8 | V 2 | PEI 3 | R 11 | CB



55014550R

Vista Anthracite 20 mm R11 Rectified

FACE	V	PEI	R		
12	2	2	11	CB	❄



55020624R

Vista Lead Gray 20 mm R11 Rectified

FACE	V	PEI	R		
12	2	3	11	CB	❄

Why
NG Performa20?

NG | PERFORMA20





Superior Durability
Ideal for areas with heavy pedestrian and vehicular traffic. (Load-bearing capacity exceeding 1,300 kg/cm².)



Resistant to Fire
No expansion or color fading occurs.



Frost Resistant
No deformation or mass loss occurs due to freezing.



Unaffected by Weather Conditions
Resistant to temperature variations in natural environments.



Easy Cleaning
Easily cleaned using pressurized water.



Salt Resistant
Resistant to saltwater, acids, and alkalis.



Moisture Resistant
Water absorption rate ≤ 0.05%.



Non-Slip Surface
Slip-resistant surface alternatives available in R10, R11, and R12.



Fast and Easy Installation
Spaces are ready for immediate use after application.

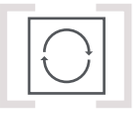

Reusable
Supports sustainable use thanks to its structure suitable for removal and reinstallation.



Sound and Thermal Insulation
Supports sound and thermal insulation depending on the installation method.



Resistant to Mold and Algae
Resistant to mold, algae, and chemical exposure.



Long-Lasting Structure
No deformation, cracking, or surface alteration over time.



Resistant to Chemicals
Unaffected by chemical exposure.

NG Performa20
Where is it Used?



NG | PERFORMA20



Terraces, Verandas, and Balkonies
Suitable for use in residential areas continuously exposed to external environmental conditions.

Parking Areas, Garages, and Access roads
With above-average load resistance, it is a reliable and durable choice.

Pool Surroundings, Ornamental Pools, and Fountain Areas
Thanks to its moisture resistance, it is suitable for wet areas when produced with anti-slip properties.

Park, Gardens, and Recreational Areas
Installation in green spaces and recreational areas is fast and practical.

Factories, Airports, and Stations
Safely used in commercial and public areas with heavy pedestrian and load traffic where high durability is required.

Resorts, Coastlines, and Beaches
Suitable for all types of soft surfaces. Easily installed on sandy and pebbled beaches using the dry installation method.

DRY INSTALLATION
ON GRASS

NG Performa20 enables the efficient and rapid creation of pedestrian pathways in green areas. The dry installation method eliminates the need for adhesives, grout, and tiling labor, offering a practical, cost-efficient, and environmentally sustainable solution.



1 Preparation

The tile layout to be applied on the grass is determined. The area is excavated with a shovel according to the tile dimensions. The ground is prepared by digging to a depth of approximately 5–6 cm.



2 Leveling Layer

Gravel is placed within the prepared base to achieve the desired elevation and leveled using a screed. It is recommended to apply a gravel layer with a minimum thickness of 3 cm beneath the installation area.



3 Tile Placement

Tiles are positioned approximately 1 cm below the grass level.



4 Level Adjustment

A rubber mallet is used to align the grass level with the tiles.







DRY INSTALLATION
ON GRAVEL

NG Performa20 offers a practical and versatile solution for both residential and public spaces. Installation on gravel ensures proper drainage of rainwater.



1 Preparation

A mixture of gravel with varying particle sizes (16–35 mm) is spread over the application area, forming a layer with a thickness of 10–20 cm.



2 Surface Alignment

A minimum slope of 2% should be provided in the direction of water flow within the application area.



3 Tile Placement

The gravel layer is leveled using a screed. During installation, standard spacing between tiles are maintained, and surface flatness is checked every 5 meters to ensure optimal application.



4 Level Adjustment

The gaps between the tiles are filled with fine sand or gravel, and a rubber mallet is used to ensure the tiles are properly seated on the surface.







DRY INSTALLATION
ON SAND

NG Performa20 enables the creation of pedestrian pathways and seating areas in beach and coastal environments. For sand-based applications, the use of light-colored tiles is recommended to minimize surface heat absorption.



1 Preparation

A sand layer with a minimum thickness of 5–10 cm should be prepared in the application area.



2 Leveling Layer

The surface is leveled using a screed before tile installation.



3 Tile Placement

Installation is carried out after defining the desired spacing between the tiles.



4 Finishing

The gaps between the tiles can be filled with sand or left unfilled, depending on preference.







RAISED
FLOOR APPLICATION

NG Performa20 provides multiple advantages when installed with pedestal supports positioned at the corners and center. This application method offers an efficient and practical solution for addressing surface irregularities and subsidence issues.



1 Surface Preparation

Tiles can be installed directly onto concrete screed or existing ceramic surfaces by utilizing supports of appropriate height, eliminating the need for additional leveling processes.



2 Tile Specifications

The 20 mm tiles are rectified and manufactured with dimensional tolerances of ± 0.5 mm.



3 Installation

In addition to supports placed at the tile corners, it is recommended to use an additional support at the center of each tile in areas with heavy pedestrian and load traffic. Pedestal systems also allow for the convenient installation of utilities such as water, electrical, and lighting systems beneath the surface.



4 Level Adjustment

Adjustable supports enable a perfectly even installation on uneven surfaces. In case of any issues after installation, tiles can be easily removed and replaced.







MORTAR
INSTALLATION

NG Performa20 can be applied using the traditional adhesive method in areas with heavy pedestrian and load traffic. Its durable structure makes it an ideal solution for public spaces and industrial facilities.



1 Preparation of Adhesive Mortar

The adhesive mortar should be prepared prior to tile installation. Cement-based, high-performance, and highly flexible adhesive mortars are recommended.



2 Application of Adhesive Mortar

The adhesive should be applied both to the substrate and the back of the tile. After application, a minimum of 24 hours should be allowed for curing before proceeding with grouting.



3 Grouting Application

A minimum joint width of 5 mm is recommended. For soft substrates, the joint width should be increased to at least 10 mm. In areas with heavy pedestrian and load traffic, the use of KYK MegaFuga Flex grout is recommended.



4 Finishing

Grout residues should be completely cleaned from the tile surface before they dry. Recommended cleaning agents should be used, and the surface should be thoroughly rinsed with water.











NG | PERFORMA20

The 120×120 cm Magnum series, manufactured using Full Body and Double Charge technology, has been utilized in **Istanbul Airport**, one of the world's largest airport projects.

NG | KUTAHYA

ngkutahyaseramik.com.tr